



***Dear Parents Greetings for the day!***

***Summer vacation brings a change and excitement for children. It gives you an opportunity to develop an everlasting bond and to spend your precious time with your kids. To utilize their time with constructive and creative activities that would help the children to learn new concept and revise the previous ones, here are some tips for the parents to engage their kids regularly:***

- 1. The listed activities will keep the children engaged during the summer holidays.***
- 2. All these activities have been designed keeping in mind the learning outcomes.***
- 3. Instructions for each activity has been given on each slide.***
- 4. You can have some fun with your children and watch stories, rhymes, songs etc. with them.***
- 5. Kindly support, encourage and have fun with your child while doing the activities.***

***Wishing you all a happy time with family.***



➤ **Let's converse in English**

- ❖ *How are you? I am fine, Thank you.*
- ❖ *I am thirsty, please give me water.*
- ❖ *I am hungry, please give me fruit/food.*
- ❖ *I have finished my work/food.*
- ❖ *Please switch on/off the light/fan.*

➤ **Social Skills**

- ❖ *Touch your elder's feet daily.*
- ❖ *Wash your hands before and after every meal.*
- ❖ *Learn to fold your handkerchief/ table mat.*  
*Arrange your toys by self.*
- ❖ *Learn basic etiquette of washroom.*

➤ **Fine Motor Skills**

- ❖ *Mashing Potatoes.*
- ❖ *Flipping the pages of books.*
- ❖ *Make small balls from clay or dough.*
- ❖ *Opening and closing the bottle/tiffin.*
- ❖ *Buttoning and unbuttoning. Squeezing bath sponges.*
- ❖ *Learning lace tying technique .*
- ❖ *Organising the toys .*
- ❖ *Putting the beads in thread .*



□ ***Environment Day on June 5, 2024***

❖ ***Gift a small plant to your kid and guide to take care of that plant. Engage your child in the activities like watering and caring for plants to infuse gardening skills. Bring the plant to school after summer vacation.***



"Let's take the time  
to say "Thanks, Dad.

I'm glad you're mine.  
You are my 'Super Hero'."

<https://www.youtube.com/watch?v=irKjE026fIQ>  
<https://www.youtube.com/watch?v=e k2wKsX0xs>

**Father's Day Activity**- Children can do any one of the following activities to gift their father on this special day.

- Paper trophy
- Badge using fan folding
- A card

For your reference-



**Special Moments** - Click some pictures for memory and paste them on A4 size sheets.

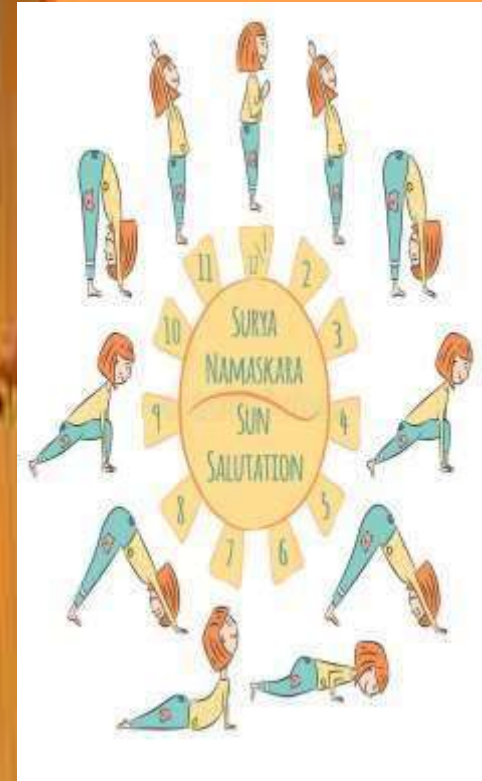
HAPPY  
Father's Day

International Yoga Day (21st June)  
"Yoga accepts, Yoga gives."

**COBRA POSE**



**CAT POSE**



It's the time to show your  
creativity.  
Make any one: Best out of  
waste from the given pictures.



## Activity: Lacing on cardboard

Methodology: All family members can enjoy this activity of lacing along with the child by punching holes in the cardboard. You can also punch holes in different shapes as per your convenience.


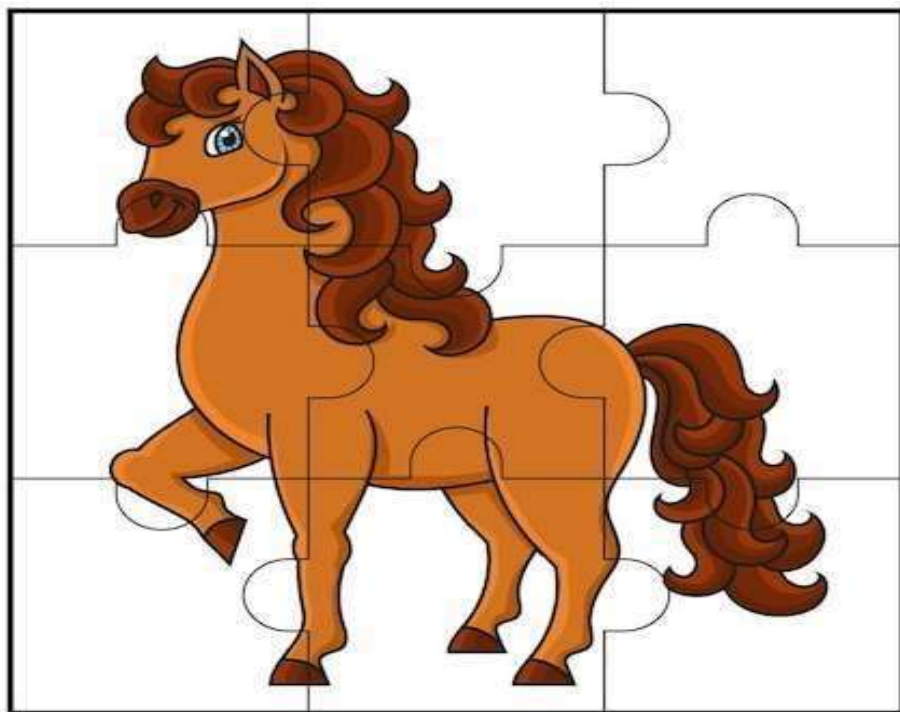




### Activity: Join and enjoy

Methodology: Parents can take out printouts of different animals then cut those in 4 parts.

Let the children join the cutouts of animals with any family member, elders may join the wrong puzzle and the child will correct them.





# All About Me

My first name is \_\_\_\_\_  
My last name is \_\_\_\_\_



My birthday is on \_\_\_\_\_



I am a \_\_\_\_\_

I am \_\_\_\_\_ years old.



My mom's name is \_\_\_\_\_  
My dad's name is \_\_\_\_\_

My phone number is \_\_\_\_\_



I live in \_\_\_\_\_

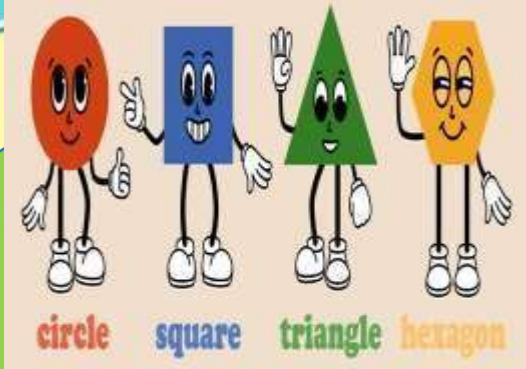


My favorite color is \_\_\_\_\_



My favorite food is \_\_\_\_\_





### ACTIVITY- SHAPES

Draw different shapes(circle, square, triangle and rectangle) on card made out of thick paper to prepare a set of flashcards.



### ACTIVITY- FLASH CARDS

Use your creativity and help your child to make any 1 Fruit of his/her choice on A4 size sheet & make him learn any 2 lines on it along with introduction.



### ACTIVITY-MAKE PUPPETS

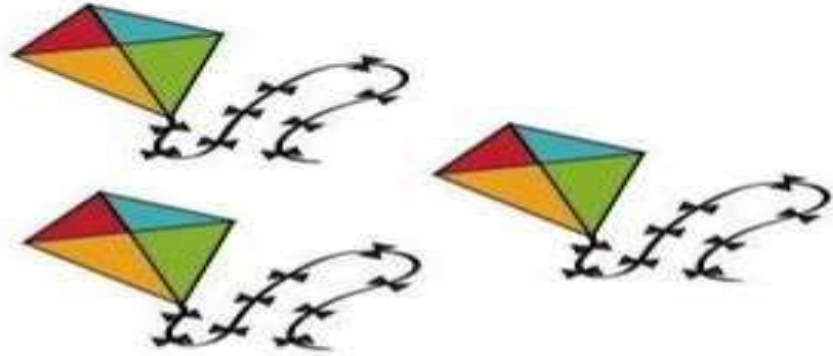
You can make Paper Bag Puppets, Finger Puppets , Hand Puppet, Sock Puppet and Animal Puppet



Reference link:  
<https://youtu.be/-tYXX7I0mvU?si=Z03TkfE8u0oG35zA>

# Count and Color

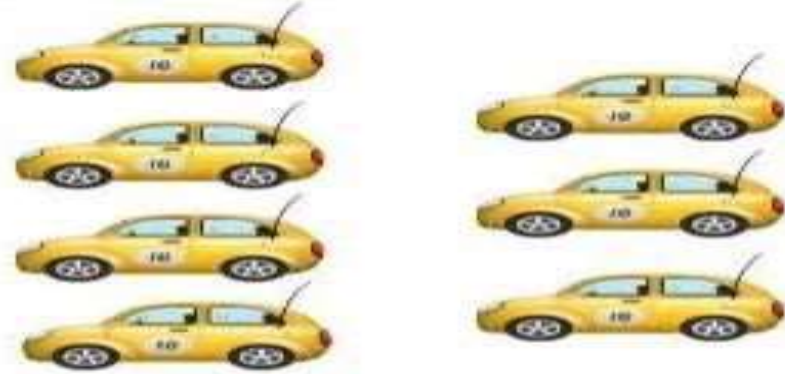
Count the objects and color the correct number.



3

4

5



6

7

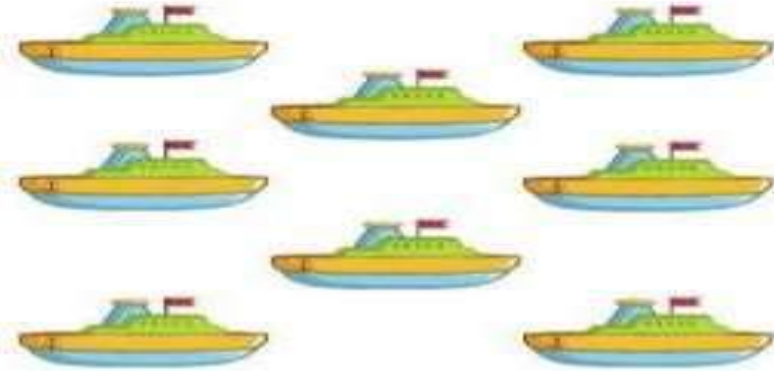
8



4

5

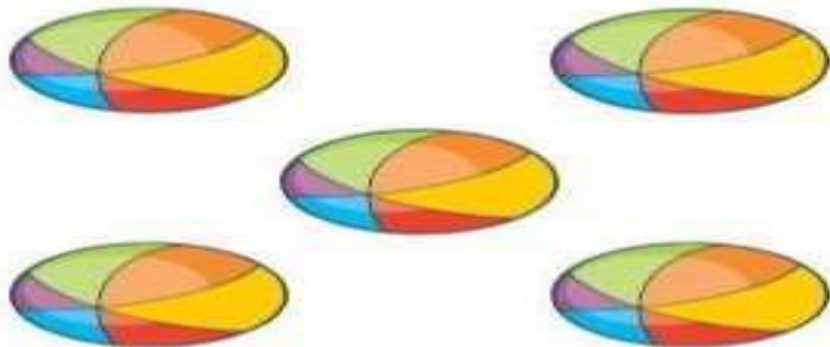
6



7

8


9



5

6

7





8

9

10

# Missing numbers 1-20

Q. Write the missing number between 1 to 20.



# CVC Worksheet with vowel 'a'



Two horizontal lines for writing the word 'sad'.



Two horizontal lines for writing the word 'hat'.



Two horizontal lines for writing the word 'cap'.



Two horizontal lines for writing the word 'bat'.



Two horizontal lines for writing the word 'fan'.



Two horizontal lines for writing the word 'tap'.



Two horizontal lines for writing the word 'back'.



Two horizontal lines for writing the word 'jam'.



Two horizontal lines for writing the word 'candy'.



Two horizontal lines for writing the word 'boy'.

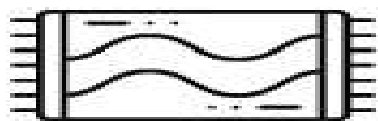
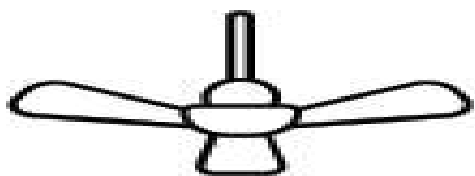


Two horizontal lines for writing the word 'pan'.



Two horizontal lines for writing the word 'cat'.

Match the word with the picture



hat

man

van

rat

pan

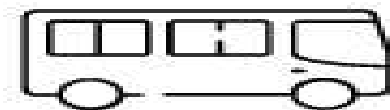
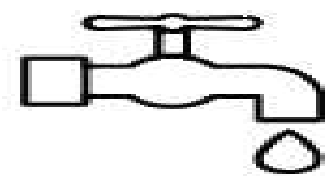
cat

mat

bat

tap

fan





नीचे दिए गए चित्र को व्यंजन से मिलाओ



प

फ

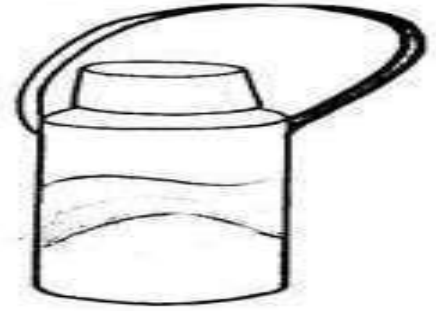
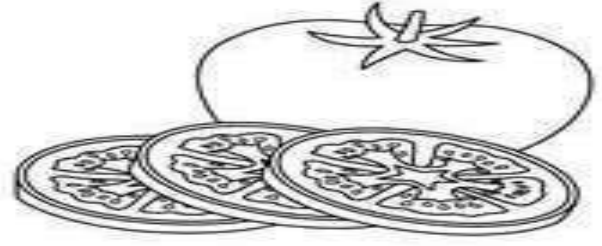




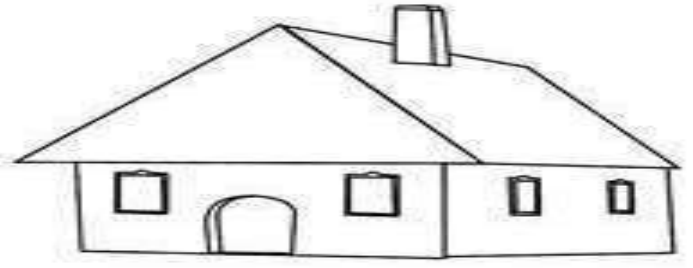

ब

भ

म

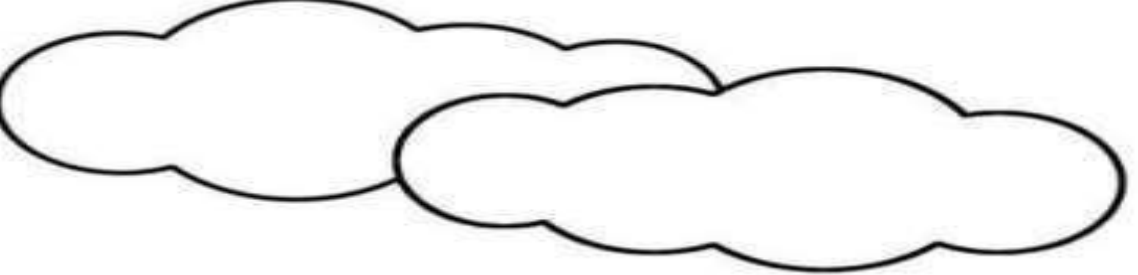

य

चित्र देखकर पहला अक्षर लिखे और रंग भरो



व्यंजन  
के

बंदुओं को जोड़कर बिना पूरा कीजिए व रंग  
भरिए



- घ
- ठ
- न
- र

- ग
- ङ
- ध
- ल

- ङ
- ट
- प
- य


- ख
- ब
- म

- च
- झ
- फ
- म

- क
- त

- थ
- भ

- ब
- ज
- छ



# Matching



Happy  
Holidays

