



VACATION TIME

D.A.V PUBLIC SR. SEC. SCHOOL MOHALI
CLASS- II (2024-25)

Summer is messy, Summer is fun,
Trips to the beach, In the hot, hot Sun,
Let's give summer,
A big fat cheer!
Summer is the best time of the year

Dear Parents Greetings for the day!

Summer vacation brings a change and excitement for children. It gives you an opportunity to develop an everlasting bond and to spend your precious time with your kids. To utilize their time with constructive and creative activities that would help the children to learn new concept and revise the previous ones, here are some tips for the parents to engage their kids regularly:

- 1. The listed activities will keep the children engaged during the summer holidays.***
- 2. All these activities have been designed keeping in mind the learning outcomes.***
- 3. Instructions for each activity has been given on each slide.***
- 4. You can have some fun with your children and watch stories, rhymes, songs etc. with them.***
- 5. Kindly support, encourage and have fun with your child while doing the activities.***

Wishing you all a happy time with family.



➤ **Let's converse in English**

- ❖ *How are you? I am fine, Thank you.*
- ❖ *I am thirsty, please give me water.*
- ❖ *I am hungry, please give me fruit/food.*
- ❖ *I have finished my work/food.*
- ❖ *Please switch on/off the light/fan.*

➤ **Social Skills**

- ❖ *Touch your elder's feet daily.*
- ❖ *Wash your hands before and after every meal.*
- ❖ *Learn to fold your handkerchief/ table mat. Arrange your toys by self.*
- ❖ *Learn basic etiquette of washroom.*

➤ **Fine Motor Skills**

- ❖ *Mashing Potatoes.*
- ❖ *Flipping the pages of books.*
- ❖ *Make small balls from clay or dough.*
- ❖ *Opening and closing the bottle/tiffin.*
- ❖ *Buttoning and unbuttoning. Squeezing bath sponges.*
- ❖ *Learning lace tying technique .*
- ❖ *Organising the toys .*
- ❖ *Putting the beads in thread .*



□ ***Environment Day on June 5, 2024***

❖ ***Gift a small plant to your kid and guide to take care of that plant. Engage your child in the activities like watering and caring for plants to infuse gardening skills. Bring the plant to school after summer vacation.***



FATHER'S DAY

(Sunday, 16 June, 2024)

“A dad is someone who wants to catch you before you fall, holds you when you cry, scolds you when you break the rules, shines with pride when you succeed.” So, let’s make Father’s Day more electrifying by doing:


Activity : Pebble Art You need some small round stones, fevicol, acrylic colours, paint brush and A4 size sheet. Now arrange stones in a manner as shown in the picture.



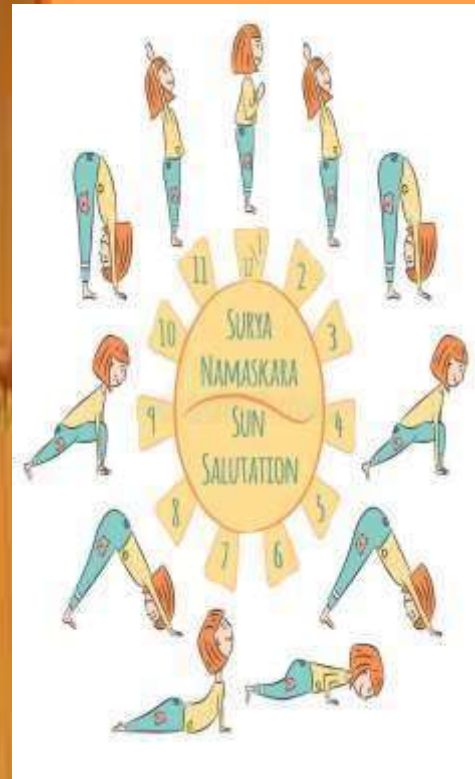
International Yoga Day (21st June)

"Yoga accepts, Yoga gives."

COBRA POSE

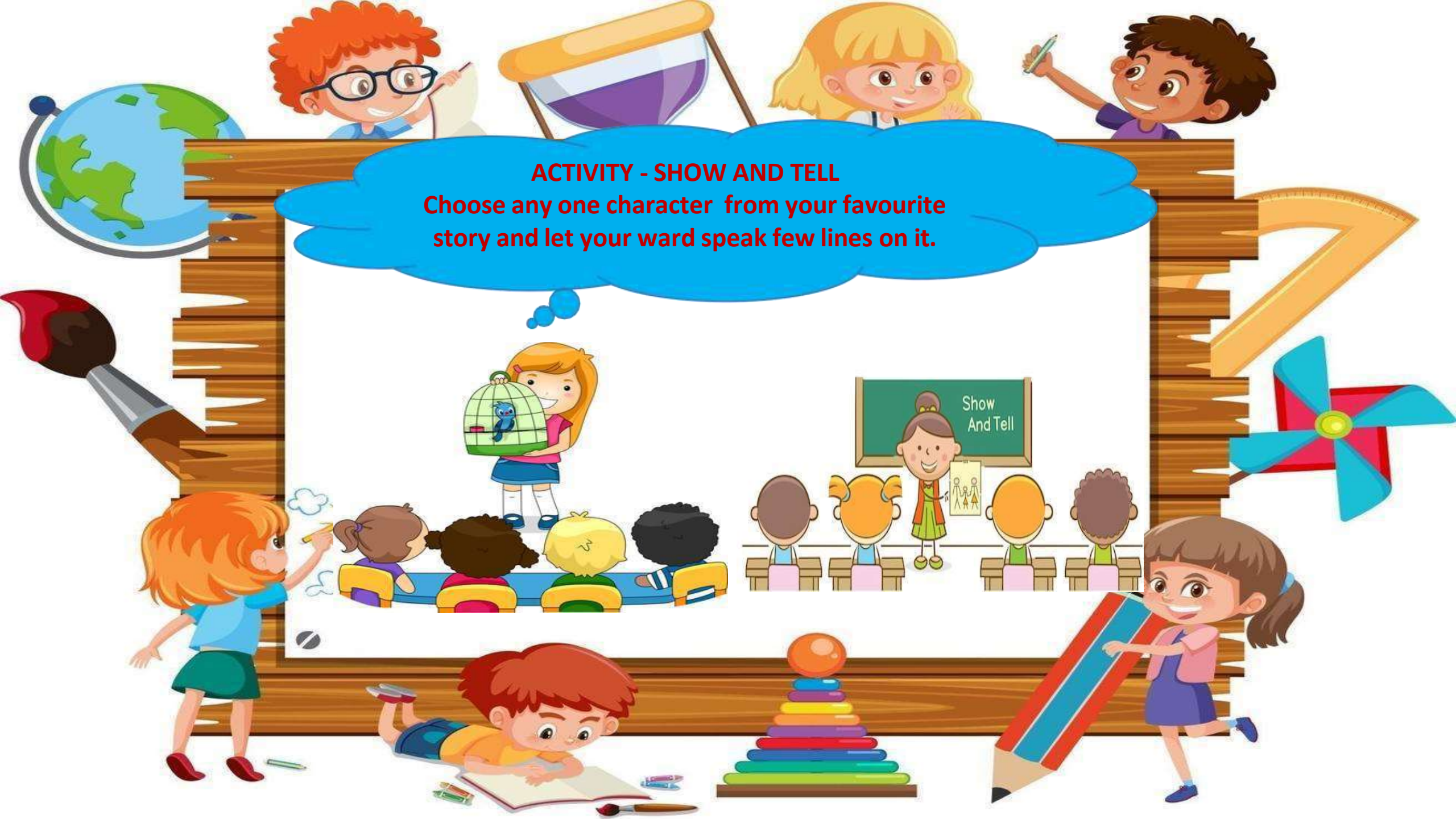


CAT POSE



It's the time to show your
creativity.
Make any one: Best out of
waste from the given pictures.





ACTIVITY - SHOW AND TELL

Choose any one character from your favourite story and let your ward speak few lines on it.

ALL ABOUT

I am _____

years old

Live with _____

My Friends Are

in _____

I like to watch _____

Favorite activities

My Favorite:

COLOR: _____

FOOD: _____

ANIMAL: _____

BOOKS:

I am good at _____

When I grow up I want to be... 





ACTIVITY- SHAPES
Draw different objects by using shapes on card made out of thick paper to prepare a scenery.

ACTIVITY- FLASH CARDS
Use your creativity and help your child to make a flash card of healthy and unhealthy food to develop their good eating habits.

ACTIVITY-MAKE PUPPETS
You can make Paper Bag Puppets, Finger Puppets , Hand Puppet, Sock Puppet and Animal Puppet




Reference link:
<https://youtu.be/-tYXX710mvU?si=Z03TkfE8u0oG35zA>

Use the color key to color and count the candy in the jar

Odd = yellow total

Even = orange total









Multiplication Maze

Can you help Charlie find his way through the woods and back home?

Beginning at the arrow, colour in the correct answer to each question to find Charlie's path back home!



2×7	14	10×6	50	8×5	30	3×2
18		60		6		45
3×10	25	5×5	18	2×4	12	9×10
30		22		26		40
7×5	15	2×10	20	10×4	30	5×4
35		80		40		16
2×9	18	10×8	40	5×3	25	9×2
25		70		15		12
10×5	35	5×9	40	10×10	100	2×8

16



IS IT A GOOD HABIT?

Color Yes and No Block.

	
YES	NO

	
YES	NO

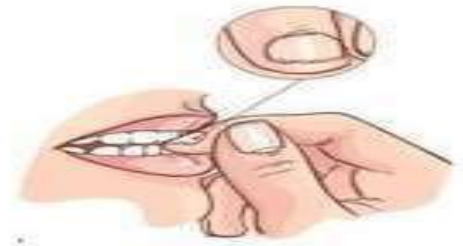
	
YES	NO

	
YES	NO

	
YES	NO

	
YES	NO

	
YES	NO

	
YES	NO

	
YES	NO

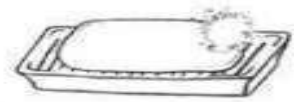
Fill in the blanks with the help of picture clues and help box:

Tooth Brush	Soap	Hanky	Water
Tooth Paste	Towel	Nail- cutter	Comb

1. we use _____
to clean our body.



and _____

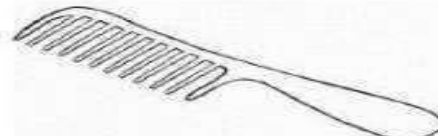


2. we use _____



to cut short our nails.

3. we use _____



to keep our hair tidy.

4. we use a _____



to blow our nose.

5. we use clean _____



to wipe our body.

6. we use _____



and _____



to clean our teeth.

विद्यार्थी अपनी उत्तर पुस्तिका में दिए गए लिंग बदलो व वचन बदलो याद करें और इससे संबंधित चार्ट बनाएं उदाहरण के लिए दिए गए चार्ट को देखें।

लिंग

माता



पिता



नानी



नाना



दादी

दादा

चिड़िया

चिड़ा



बेटा



बेटी



लड़की

लड़का

हाथी



हथिनी



PICTURE COMPREHENSION

नीचे दिए गए प्रश्नों के उत्तर लिखिए और चित्र में रंग भरिए ।
Fill in the blanks and color the picture.



1. यह चित्र का है । (समुद्र तट / बगीचा)
2. आसमान में क्या चमक रहा है ? (चाँद / सूरज)
3. आसमान में क्या उड़ रहे हैं ? (जानवर / पक्षी)
4. कुर्सी पर बैठी लड़की क्या कर रही है । (अखबार पढ़ / सो)
कुर्सी पर बैठी लड़की
5. लड़का क्या बना रहा है ? (चित्र / रेत का किला)

Read 5 English stories of your choice during holidays and make flash cards / charts related to the story.

The Greedy dog

Copyright © Isamaj.com



There was a dog that was very hungry. He searched for food everywhere and at last he found a bone. He picked the bone with his mouth and started going back to his home. There was a bridge on the way to his home.

When he started crossing it he saw his reflection in the water. The dog thought that there was another dog with a bone in water. He wanted to get that other bone too.



So he started barking at his own reflection. His bone fell in water as soon as he opened his mouth. The greedy dog lost his bone.



Copyright © Isamaj.com

Moral of the Story: Don't be greedy.

The Donkey in Lion's Skin

Copyright © Isamaj.com



One upon a time a donkey found lion's skin. He dressed himself in that skin. Wherever he went the other animals and people feared him. Everyone thought that he was a real Lion.

Soon he started to think of himself as a lion. One day he heard some donkeys braying in the village. He wanted to show them that he can sing even louder.



So he started braying and the villagers heard him. They ran after him with sticks and beat him to death. Thus the poor donkey paid the price for his foolishness.

Copyright © Isamaj.com

Moral: Never masquerade as someone else.

The Rabbit and the Tortoise

Copyright © Isamaj.com



Once upon a time there was a Rabbit and a tortoise. They were good friends. They used to meet and play every day. The rabbit always boasted that he could run faster than the tortoise.

So they decided to have a race. They chose a starting and finishing point. The rabbit ran really fast and soon left the tortoise far behind. He thought that tortoise is too slow and he



can rest for a while. So he stooped under a tree and went to sleep. Meanwhile tortoise kept walking the whole time and reached the winning point. When the rabbit woke up he saw that tortoise has already won the race.

Moral: Slow and steady wins the race.

Stories for reference

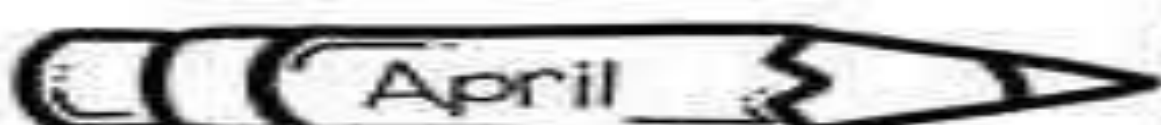

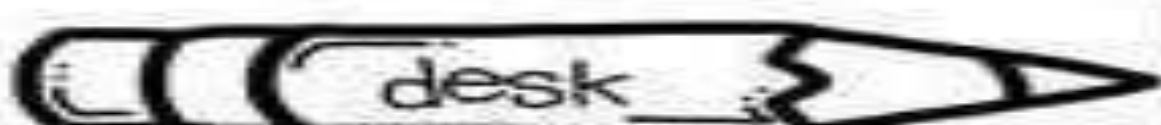
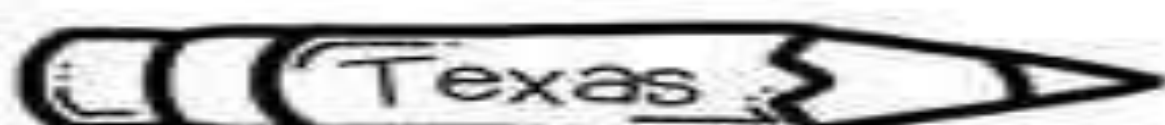


Common or Name
Proper Nouns



Directions: Color the noun pencils the correct color.

Common = Red

Proper = Yellow



Happy
Holidays

