

Class- LKG



Summer is messy, Summer is fun, Trips to the beach, In the hot, hot Sun, Let's give summer, A big fat cheer!

Summer is the best time of the year.

OH! SO SWEET SUMMER VACATION..  
LIFE IN THE HEAT!!!

Dear students,  
Wake up, wake up! Its homework time,  
Remember you promised to start by nine,  
I heard my mother uttering these lines,  
I think beginning the task on time, keeps  
me alert, active and fine. Regular  
homework makes me shine.....

**Dear Parents,**

**Long summer break is the most enviable part of the school life. It provides time when you get opportunity to spend quality time with your child.**

**As the school closes for summer break we have planned some activities for your child to enhance his / her learning skills in a fun filled way.**

**HOLIDAYS.....**

**FUN TIME.....**

**PARTY TIME!!!!!!**

**Thank You**

**Warm Regards  
In charge**



# Care of Self

“ Any child who is self-sufficient , who can tie his/her shoes, dress or undress himself/ herself , reflects in his/her joy and sense of achievement, the image of human dignity which is derived from a sense of independence”

They not only help the child gain independence, but they lay a neurological foundation for advanced skills involving coordination, concentration, abstract thinking and overall executive function.

In the preliminary exercises, the child learns the basic movements of all types such as pouring, folding and carrying. With this aim, we have planned out activities during the summer vacations that can assist our little students in their overall physical and mental development.

Brush your teeth twice a day

Trim your nails regularly.

Take a bath every day.

Wash hands properly before and after every meal.

Learn how to zip your school bag.

Learn how to wear shoes and socks.

Learn how to button and unbutton the shirt.

# BEING GOOD

Teaching manners helps for the kindness and a sense of community. By practicing proper manners and etiquettes your child will learn to appreciate others more, be pleasant to be with and likely develop into a positive adult . Teaching manners isn't difficult if you put into practice early and reinforce polite behaviours daily. Let's share some tips to make these holidays a fruitful and happy period for them.

- Help your child inculcate good habits like doing 'Surya Pranam' & encourage him / her to greet all elders in the morning.
- Use 4 magical words : **PLEASE, SORRY, THANK YOU, EXCUSE ME** as the part of basics of good manners.
- Learn to listen.
- Gently care for animals.
- Sow a plant in a pot and give water. Give knowledge about plants and trees. Explain to them that they are an integral part of their growing up.
- Have atleast two meals together with your children. Teach them the importance and hard work of the farmer and ask them not to waste their food.
- Let them take their own plates after every meal . Children learn dignity of labour from such activities

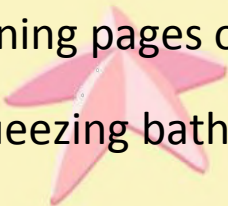
# “Gross Motor Skills” & “Fine Motor Skills”

To enhance “Gross Motor skills” of your child enroll them in anyone of the following activities:

- Aerobics
- Skating
- Swimming
- Dance
- Summer Camps

To develop “Fine Motor Skills” let your child indulge in activities like:

- .Mashing Potatoes
- .Rolling Chapatis
- .Shelling out peas
- .Opening and closing the bottle cap / tiffin lid
- .Turning pages of a Book
- .Squeezing bath sponges



## **TABLE MAT**

Objective:-To make the children familiar with utensils (kitchen appliances)

Materials Required:-

A3 size pastel sheet

Cut out of spoon, fork, plate etc.

Tissue paper

Note- please follow the steps by clicking the link below to make the table mat.

<https://youtu.be/OpM3IKs6rHU>

### **INSTRUCTIONS**

Cut a paper plate from a colourful sheet and paste it on the A3 size pastel sheet of any bright colour.

Cut the spoon, fork, knife from any coloured sheet or take a print out of the same and paste it as shown in the given picture.

Train your child to use blunt scissors and encourage them to do the cutting work on their own. This will develop their fine motor skills and will improve their eye hand coordination.

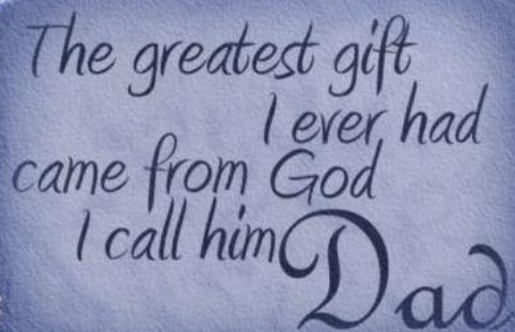
Decorate the sheet with a colourful border.

Paste a passport size photograph of the child . Write name, class, section and get the table mat laminated.

## Make your father feel special.....

On Father's Day i.e. June 18, 2023, with the help of your sibling/mother , prepare yummy Oreo shake with ice cream and surprise your father.

Yummy Oreo shake with Ice cream



The greatest gift  
I ever had  
came from God  
I call him **Dad**

### Ingredients:

1.4 tsp chocolate syrup

1.8 Oreo cookies

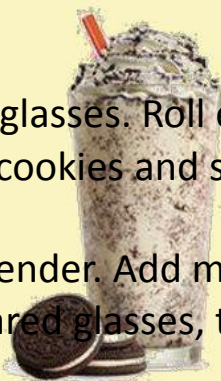
1.1 cup milk

1.2 cups vanilla Icecream

### Method:

Put 1tsp syrup into each of 4 glasses. Roll each glass to coat bottom and inside of glass. Finely chop 4 cookies and set aside.

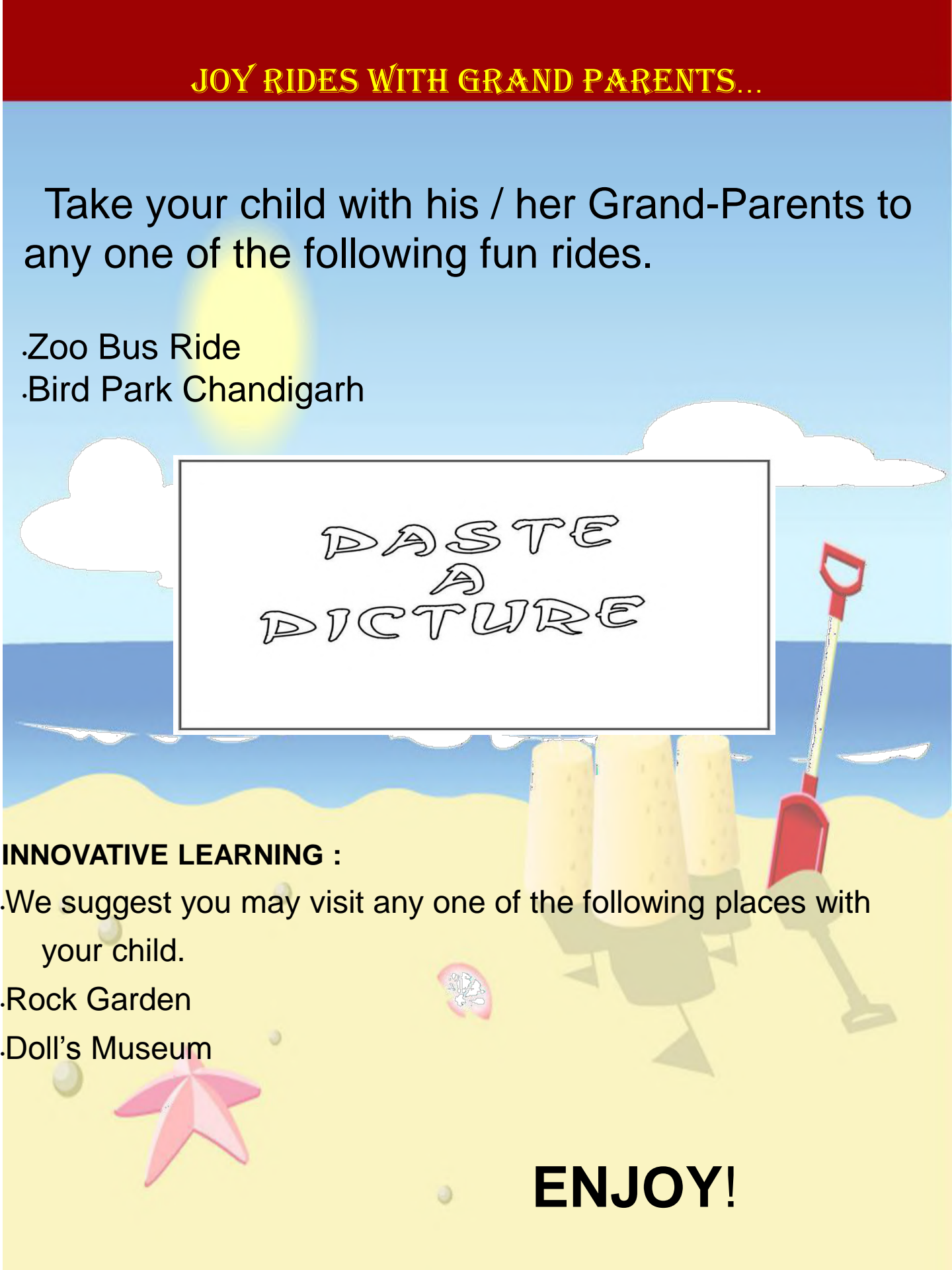
Place remaining cookies in blender. Add milk and ice cream, blend until smooth. Pour into prepared glasses, top with chopped cookies. Serve immediately.



## JOY RIDES WITH GRAND PARENTS...

Take your child with his / her Grand-Parents to any one of the following fun rides.

- .Zoo Bus Ride
- .Bird Park Chandigarh



DASTE  
A  
PICTURE

### **INNOVATIVE LEARNING :**

- .We suggest you may visit any one of the following places with your child.
- .Rock Garden
- .Doll's Museum

**ENJOY!**




## Wind chime / Dream catcher

Create your own wind chime or dream catcher using paper plate, cardboard, bangles, old bottles, etc.

Add your creativity and come up with new ideas to make the project more attractive.

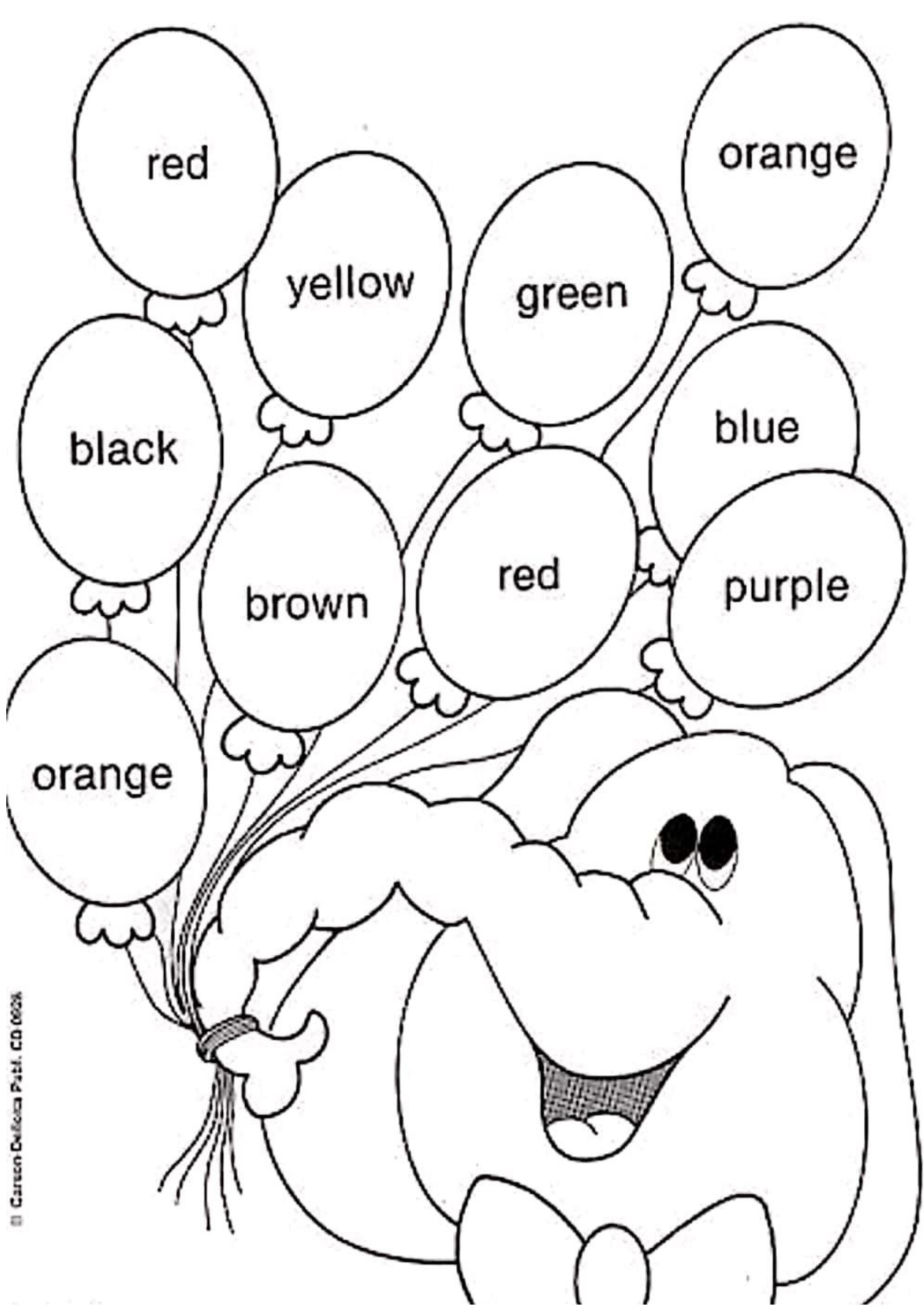


**Note:-** Remember to share your fun moments with us, click your pictures as a LITTLE ARTIST. Paste them in a scrap book which everyone can admire



**Learning outcomes-**

- 1 Increases vocabulary**
- 2 Stimulates curiosity**
- 3 Increases power of concentration**
- 4 Generates love for books**



red

orange

yellow

green

black

blue

brown

red

purple

orange



ख



ग



घ



क



ग



क



घ



ख




Help the leprechaun fill in the missing letters on his gold coins.



Match the Alphabets with the object  
with the same starting Alphabet

a



d



b



c



e



Match the Alphabets with the object  
with the same starting Alphabet

D



c

B



b

E



d

A



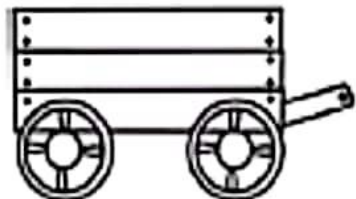
a

C




e









Name \_\_\_\_\_

# Numbers 1 to 30



# Farm Animal Counting

Count the number of each animal and write the number in the box





Name \_\_\_\_\_

Date \_\_\_\_\_

### What Comes After

8 → 9

7 →

6 →

12 →

9 →

18 →

11 →

17 →





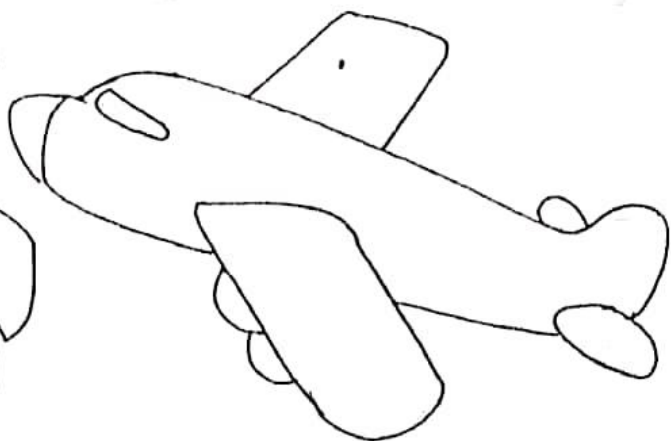

13 →


10 →

Grade \_\_\_\_\_



Colour the Air Transport red, Land Transport yellow and Water Transport blue.





Red

Orange

Yellow

Green

Blue

Indigo

Violet



How many colors does a rainbow have? \_\_\_\_\_



# .Dear Parents

➤ *Last date for the submission of summer assignment is  
11.07.2023.*

➤ *Best worksheets will be displayed on the class  
– bulletin boards.*

➤ *kindly take care of paper and neatness of worksheets.*

➤ *Note :-Parents are requested to help their ward to  
revise all the syllabus done in their book and  
notebooks*

**Regards**

.

