



D.A V PUBLIC SR. SEC. SCHOOL, PHASE 10, MOHALI

Summer  
Vacation

FUN BEGINS!  
HOLIDAY HOMEWORK  
SESSION – 2023-24  
CLASS - 1





## **My Dear Learner**

Hope you are keeping well!

Summer holidays are around the corner. Despite the hot sun, we can still have a lot of fun, so vacation is here for a sweet treat. In order to enhance the children's creativity and innovation for the progressive learning,

The Summer Assignment has been designed, keeping in mind to offer you an experiential learning, ideas, activities and an opportunity for you and your family to spend exciting time together. We hope you will enjoy !

### **HERE IS A LIST OF THINGS YOU CAN DO TOGETHER:**

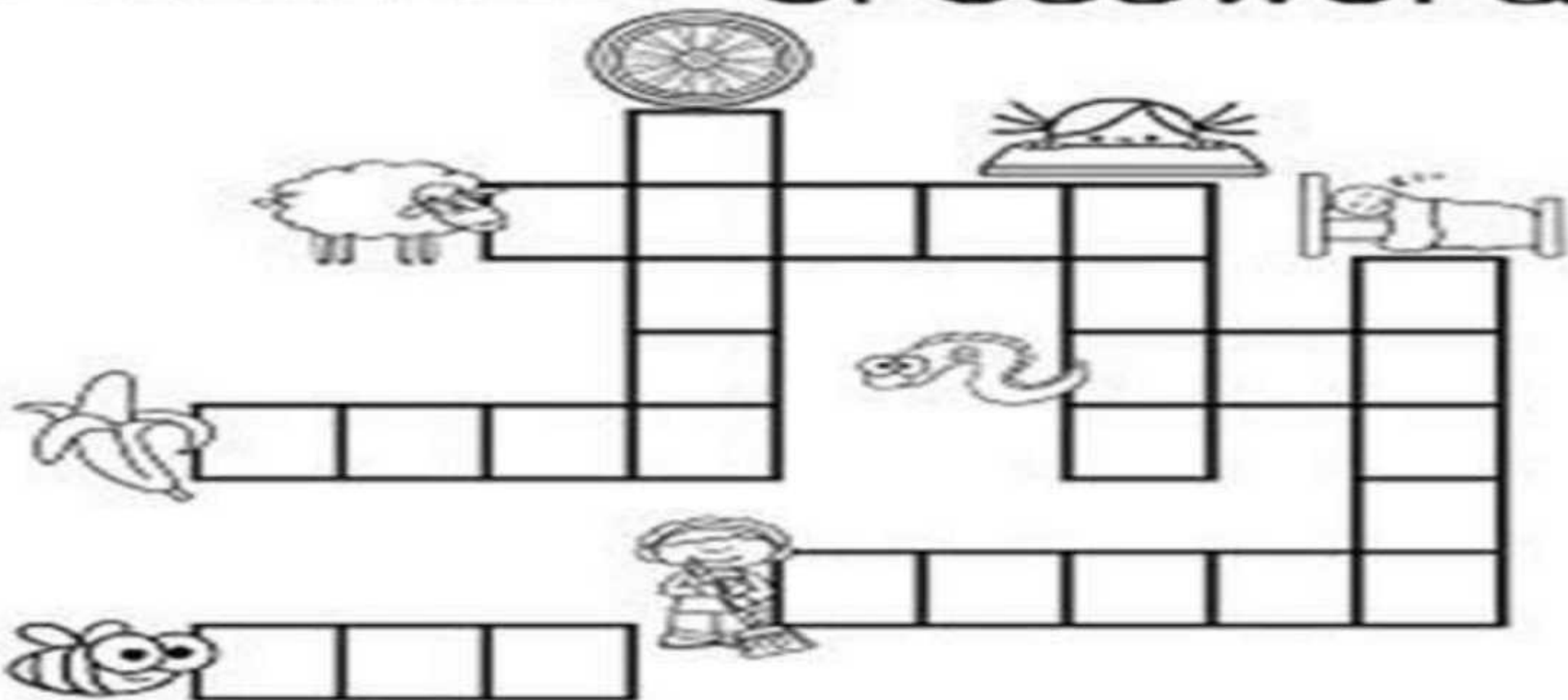
- Read out a short story to the child every day. Read your books.
- Involve the child in simple household activities like – watering the plants, clearing the table, shelling the peas, putting back the toys, etc.
- Play indoor games like snakes & ladder, bingo, passing the parcel.
- Take your child for a nature walk around the house and look out for flowers of different colours, butterflies, birds, insects, etc. This will allow the child to explore his/her surroundings.
- Engage your child in open-ended discussions (in English) and encourage him/her to speak about various topics like- the story you read, the plants in the garden, the new vegetables or fruits that he/ she has saw, about their favourite things, etc. This will help them to improve their communication skills.
- Use of simple greetings and courtesies to improve their speaking skills.
- Do your assignment booklet nicely with pencil and make it very colourful and creative.



LET US SING LOUDLY.....

Despite the hot sun,  
We can still have a lot of fun,  
Summer is .....ice –cream scoops,  
Whenever our spirits droops,  
Watermelons and jellies,  
To joyfully fill our bellies,  
In my head , I can hear a humming,  
Soon, summer vacation is coming.....

# PHONICS Crossword



Word Bank:

peek

sheep

peel

wheel

sleep

eel

sweep

bee

# What comes next?



1. **Sunday . Monday** , \_\_\_\_\_

Tuesday

Thursday



2. **Friday . Saturday** , \_\_\_\_\_

Wednesday

Sunday



3. **Wednesday . Thursday** \_\_\_\_\_

Monday

Friday



4. **Tuesday . Wednesday** , \_\_\_\_\_

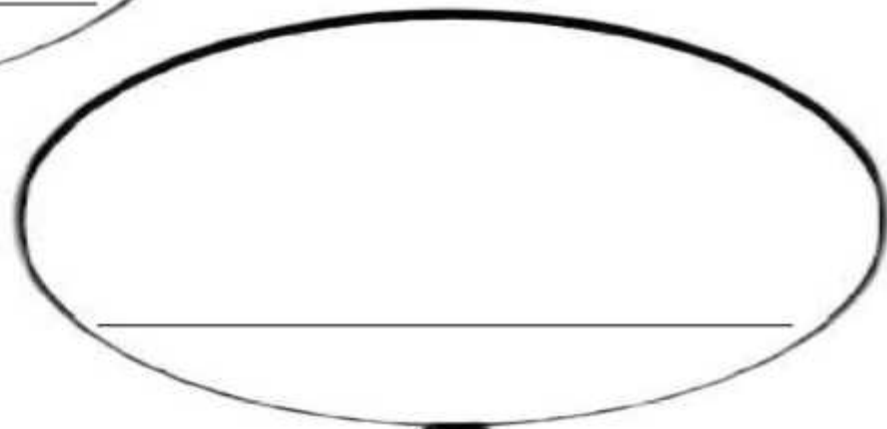
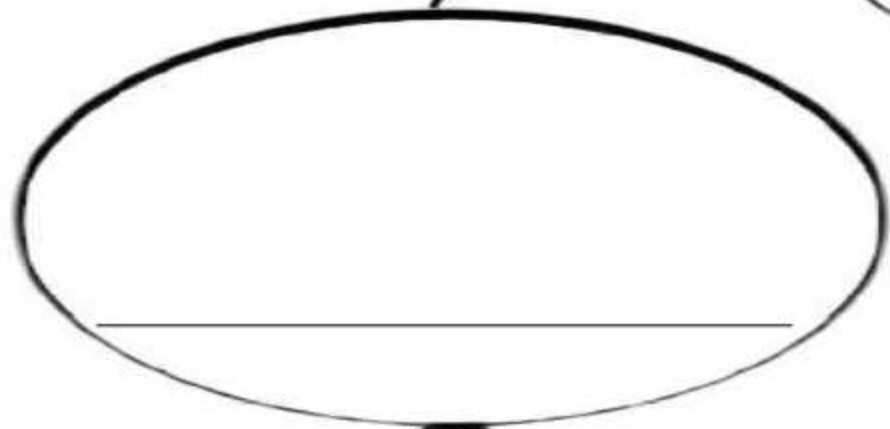
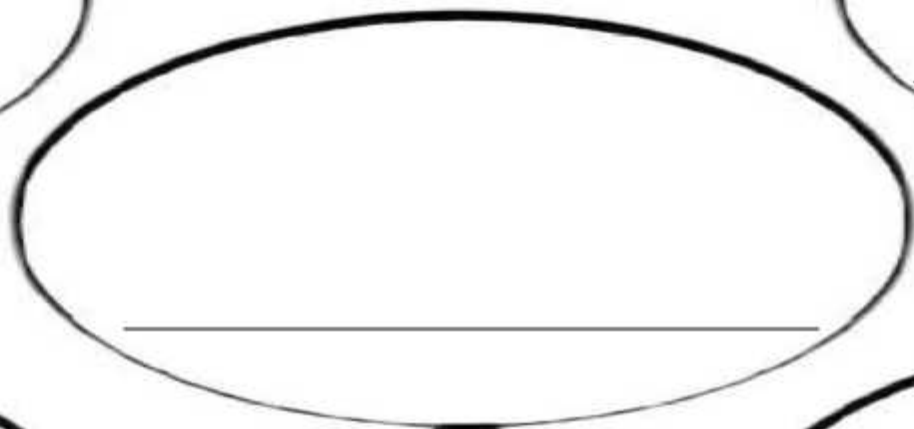
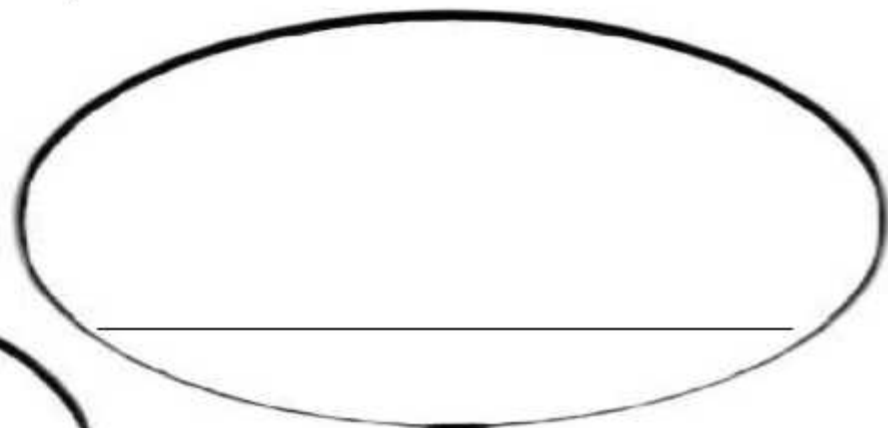
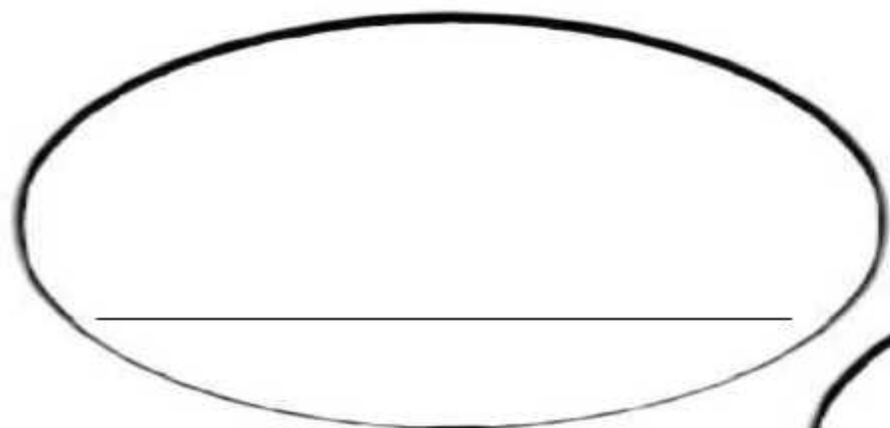
Thursday

Saturday

# Color by Sight Word



Write your five favourite oo sound words and also draw the pictures and colour them nicely.



## Mathematics Holiday Homework

*“Mathematics is not only real but it is the only reality”*

- \*Learn and write counting 101-200
- \*Learn number names 1-100
- \*Revise the topics done in the class.

### Learning Objectives:

- \*To develop a proper understanding of the number system.
- \*To enable the students to recognize the numbers by their place value and face value.
- \* To enable the students to identify the numbers collectively as the groups of ones, tens, and hundreds.

### Rubrics:

- \*Understanding.
- \*Writing & Spelling.
- \*Critical Thinking.
- \*Sequencing.





. Create a colourful picture by combining different shapes on A4 size sheet. The pictures can be a scenery, robot, animal etc.

Sample picture:




Worksheet 2 Write the numbers in the correct column.

$37 > 53$	$14 < 10$	$48 > 42$	$18 > 24$
$19 < 27$	$58 < 59$	$40 > 60$	$30 > 20$
$45 < 41$	$74 > 63$	$23 < 30$	$36 < 28$

True

False



Activity :- Find the hidden number names 1 to 10 and colour them. You can go across or down.

O	E	T	W	O	H	F	O	U	R
N	V	K	W	R	J	P	A	F	N
E	V	X	E	I	G	H	T	Z	C
W	M	U	E	K	L	U	Y	X	I
T	H	R	E	E	G	H	J	Q	E
W	E	R	Y	R	Q	Z	L	T	S
R	M	O	P	N	A	F	R	Z	E
Z	S	I	X	I	E	I	B	V	V
X	G	F	N	N	K	V	D	T	E
T	E	N	H	E	M	E	Y	H	N

## SUBJECT- EVS

\*Learn the names of body parts and sense organs.

\*Revise all the work done in the class. \*

Activity 1:- Make a bookmark using sense organs. Reference is given below:-



## Activity 2:-

Fitness : “ A good health is the best wealth “!

Encourage children to meditate and do yoga daily.

To keep you and your family members fit it's important to do yoga daily. We celebrate Yoga Day on 21st June so on that day all the family members should do yoga and send the pics and videos to the class teacher.



# CALM DOWN YOGA



**I am strong.**  
WARRIOR 2 POSE



**I am kind.**  
TREE POSE



**I am wise.**  
HERO POSE



**I am brave.**  
CHAIR POSE



**I am friendly.**  
DOWNWARD-FACING DOG POSE

## TABLE MAT

Objective:-To make the children familiar with utensils (kitchen appliances)

Materials Required:-

A3 size pastel sheet

Cut out of spoon, fork, plate etc.

Tissue paper

Note- please follow the steps by clicking the link below to make the table mat.

<https://youtu.be/OpM3IKs6rHU>

### **INSTRUCTIONS**


Cut a paper plate from a colourful sheet and paste it on the A3 size pastel sheet of any bright colour.

Cut the spoon, fork, knife from any coloured sheet or take a print out of the same and paste it as shown in the given picture.


Train your child to use blunt scissors and encourage them to do the cutting work on their own. This will develop their fine motor skills and will improve their eye hand coordination.

Decorate the sheet with a colourful border.

Paste a passport size photograph of the child . Write name, class, section and get the table mat laminated.



Activity 3 : Body Parts  
Complete the crossword given below:-



**Across**

- 2. We help you to hear.
- 5. I help you to clean your body.
- 6. We help you to walk.
- 8. We help you to clean your teeth.
- 9. We help you to jump.
- 10. I help you to taste.
- 11. We help you to hold things.

**Down**

- 1. I help you to see.
- 3. I help you to clean your hair.
- 4. I help you to trim your nails.
- 7. I help you to smell.
- 8. I help you to chew food.
- 12. I help you to feel.

Make your father feel special.....

On father's Day i.e. June 18, 2023, with the help of your sibling/mother , prepare a Greeting card and surprise your father.

HAPPY  
*Father's*  
... ❁ DAY ❁ ...






## What To Write In A Father's Day Card?

- ✓  Wish him a Happy Father's Day! ✓  Begin your card by wishing him a Happy Father's Day or writing "Dear Dad."
- ✓  Thank him. Thank your father, for their role and influence in your life.
- ✓  Share a memory.
- ✓  End with a warm closing.



# SUBJECT- HINDI

कक्षा में करवाया गया सारा कार्य याद करके लाएं।अखबार में से अ, आ ,इ, ई की मात्रा वाले शब्द चुनकर चार्ट पर चिपकाए।



Subject-Punjabi

ਉ ਤੋਂ ਵ ਡੰਕ ਵਰਕਸ਼ੀਟਾਂ ਦੀ ਸਹਾਇਤਾ ਨਾਲ ਲਿਖੇ ਤੇ ਪਾਠ ਕਰੋ:-

ਖਾਲੀ ਸਥਾਨ ਭਰੋ-

ਓ

\_\_\_\_\_

ੲ

\_\_\_\_\_

ਹ

\_\_\_\_\_

ਖ

\_\_\_\_\_

ਘ

\_\_\_\_\_

ਚ

\_\_\_\_\_

ਜ

\_\_\_\_\_

ੲ



SUBJECT- ART &  
CRAFT

ART

Using your palm's outline make a creative drawing on an A4 size and color it neatly. Write your name & class at the back of the drawing.

CRAFT

Make a "Photo Frame" using coloured popsicle sticks. Decorate it using your creativity.

## Learning Objectives:

- \*Enhancing children's hand eye co-ordination and building levels of manual dexterity. Working with materials teaches them about colours, shapes and textures.
- \*How things work and how they fit together.
- \*Craft encourages children to play and experiment in a fun and relaxed environment.

## Rubrics:

- \*Level of Creativity.
- \*Neatness.
- \*Quality of the art work.





Dear parents

- Last date for the submission of summer assignment is 11.07.2023.
- Best worksheets will be displayed on the class bulletin board.
- Kindly take care of paper and neatness of worksheet.

Regards

**HAPPY  
HOLIDAYS**